

iLearn Instruction Guide for Students

<https://ilearn.th-deg.de>

iLearn is the central learning management system of Deggendorf Institute of Technology. Here you can find materials, videos and tests for your courses.
iLearn ist die zentrale Lernplattform der Hochschule Deggendorf. Hier finden

1. LOGIN

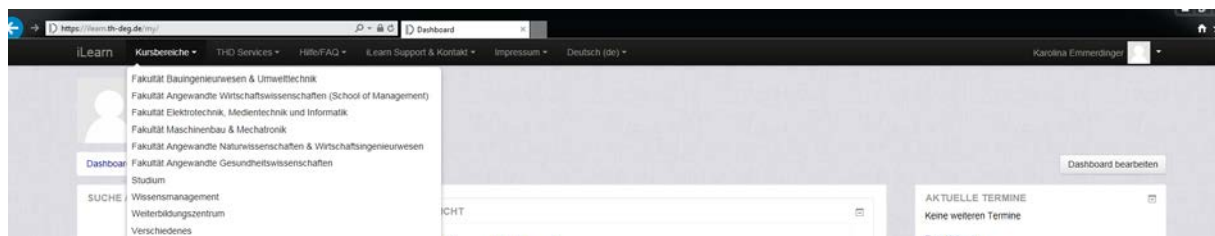
The iLearn platform can be reached at <https://ilearn.th-deg.de>

As regular student at the Deggendorf University of Applied Sciences login with the data of your **DIT user account**.

Selecting language

You can select English as preferred language *in your profile* as explained in 2. User Adjustment and Profile.

2. Starting page



In the upper area of the starting page you will find the following tabs:

iLearn : here you can return to the starting page.

Kursbereiche:

Here you find all courses.

THD Services:

- THD Webpage (Webseite): here you will be forwarded to the THD webpage.
- HIS gateway (Portal): here you will be forwarded to the THD internet gateway.
- Webmail: here you will be forwarded to the HDU mailing system.
- EDV password (Passwort): here you can change your user account password or e-mail password.
- Information for students (Info`s für Studierende): here you will be forwarded to the general information page of the center of studies.

Hilfe/FAQ:

- FAQ: here you find frequently asked questions.
- Help for students (Hilfe für Studierende): here you can find information concerning iLearn and the Virtuelle Hochschule Bayern (VHB) as well as access the knowledge management system of the HDU.
- Help for teachers and tutors (Hilfe für Dozenten/Kursbetreuer): here, help for the teachers and tutors of the HDU concerning iLearn is displayed.

iLearn support/Kontakt:

- Email the support (Mail an den Support): here you can send an email to the e-learning support of the „Kompetenzzentrum E-Learning“.
- Contact the „Kompetenzzentrum E-Learning“ (Kontakt Kompetenzzentrum E-Learning): here you can find the contact data of the e-learning support and the respective, responsible persons of the „Kompetenzzentrum E-Learning“.

3. User Adjustment and Profile

In the top hand navigation you can select the language in which you want the iLearn interface, auxiliary texts, etc. to appear.

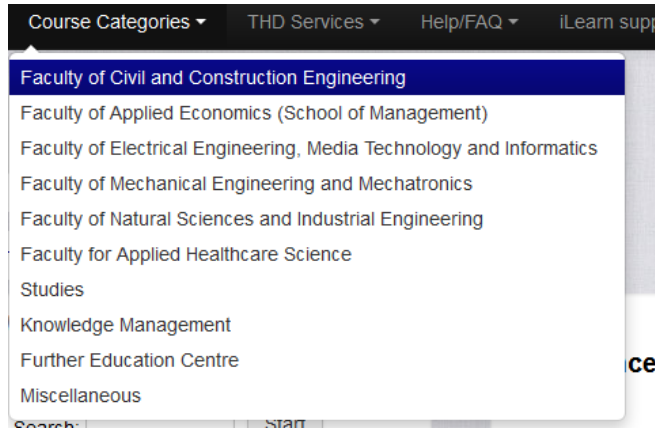
After Login, you will see your name and picture in the above right hand corner as a drop-down. When you click here, you will be able to modify your own profile.

“Edit profile”: here you can make changes to your personal data information, choose your preferred iLearn user interface language and upload a personal picture. After completing your changes, please don't forget to click on “update profile”.

4. Learning Platform Interface

Find a Course/Enrol/Unenrol

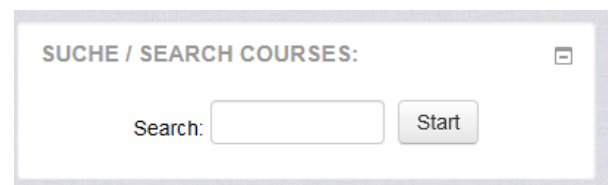
Select your faculty within the area „Kursbereiche“ or search for the course you need within the area “my courses”.



Select your program of studies. Within the area of your program of studies below the sub-categories “current semester” (for example SS 2013) or “archive” you can find the course you wish to access.

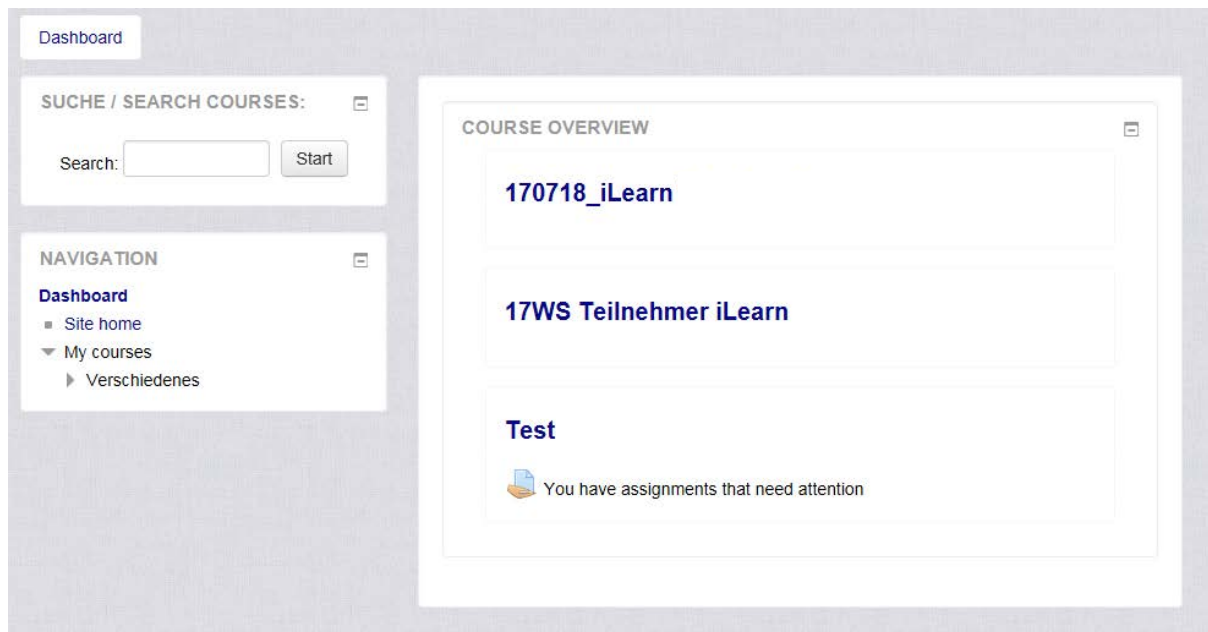
Select your course of studies. Inside the area of your course of studies you can find the courses of the ongoing semester. Courses of former semesters can be found in the archive.

Alternatively you can find your courses with the help of the search function. The search function can be found in the upper right corner of the starting page.



Most courses are password protected and you will need an access key in order to enroll in the course. Contact your instructor or the secretary of your course of studies for the enrolment key.

On our front page (Dashboard) you can find the course overview with all of all the courses you are participating in within the course overview.



Navigation

It is easiest to move over the bar in the upper area (so-called „Bread Crumb Navigation“) where you can quickly spot where on the site you are at the moment. When you want to return to the course’s main page, click on the course name. When you want to return to the learning platform, click on „my home“.



5. Possibilities of Communication

Forum

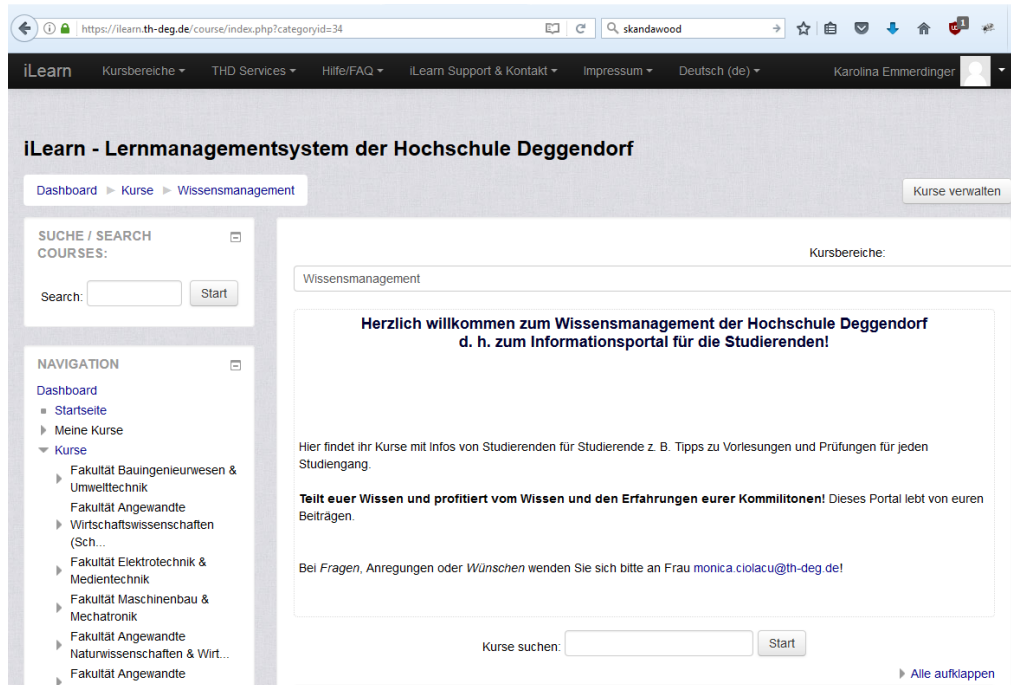
You can add and react to discussion comments in the Forum. On the overview page you can see the topic, the original contributor and the number of responses. Furthermore, unread comments are shown and in the last column on the standard overview of the Forum, you can find the contributor and date of the latest comment in the thread.

6. Knowledge portal for students

A portal “by and for students“. Here you can find examination tips or lecture materials from fellow students of higher semesters. In addition you can find information about internships, stays abroad, academic work or job search. Off course topics like the night life in Deggendorf, leisure activities or the search for car-pooling possibilities will not be missed out on.

You can find the knowledge portal under:

<https://ilearn.th-deg.de/course/index.php?categoryid=34>



7. VIRTUELLE HOCHSCHULE BAYERN

In some courses you will use the virtual courses of the „Virtuelle Hochschule Bayern“ (VHB). After enrolling at the VHB portal under www.vhb.org, you can book selected courses. After booking the courses you will receive access to the course material on the learning platform of the providing university.

8. Moodle Mobile App

Download the “Moodle Mobile” app onto your smartphone/tablet and immediately connect to iLearn, your enrolled courses and keep in touch with your study colleagues and lecturers.

<https://download.moodle.org/mobile/>

In case you have questions concerning the use of the learning platform, please contact:

Kompetenzzentrum E-Learning

elearning-support@th-deg.de

0991/3615-175 or -161

<https://www.th-deg.de/en/study/e-learning#nav>